



District Report Card: 2017


State: Arunachal Pradesh	District: Changlang
Class: 5	Subject: Language
Schools: 61	Students: 1037


Participation/Coverage


Students

<div>GENDER</div> <div></div>	Boys			Girls		
	Number		%	Number		%
	509		49.08	528		50.92

<div>AREA</div> <div></div>	Rural			Urban		
	Number		%	Number		%
	840		81.00	197		19.00

<div>CATEGORY</div> <div></div>	SC		ST		OBC		GEN	
	Number	%	Number	%	Number	%	Number	%
	38	3.66	319	30.76	2	0.19	678	65.38

<div>CWSN</div> <div></div>	LD	VI	HI	S&LD	ID	Oth
	1	1	1	1	0	47

<div>Management</div> <div></div>	Government			Government-aided		
	Number		%	Number		%
	1009		97.30	28		2.70

Average Performance of Students in Language (%)

Overall	Gender		Area		Management		Social Group			
	Male	Female	Rural	Urban	Govt.	Aided	SC	ST	OBC	GEN
31.44	31.22	31.64	31.67	30.42	31.36	34.05	33.51	37.55	26.67	28.46

Performance on Learning Outcomes (LOs)

Learning Outcomes	Description	Average Performance(%)
L504	Reads and comprehends independently storybooks, news items/ headlines, advertisements etc.	31.53
L508	Reads text with comprehension, locates details and sequence of events	31.39

Range of Performance of Students who Answered Correctly							
Below 30%		30% - 50%		50% - 75%		Above 75%	
Number	%	Number	%	Number	%	Number	%
534	51.49	357	34.43	141	13.60	5	0.48

Lowest Performing Learning Outcomes (LOs)

- 1 - Reads text with comprehension, locates details and sequence of events (31.39)
- 2 - Reads and comprehends independently storybooks, news items/ headlines, advertisements etc. (31.53)